



Special Districts Department  
Water and Sanitation Division

## Rate Study

CSA 53B Fawnskin – Sewer

Allison M. Edmisten  
Division Manager, Fiscal & Admin Svcs  
February 8, 2017

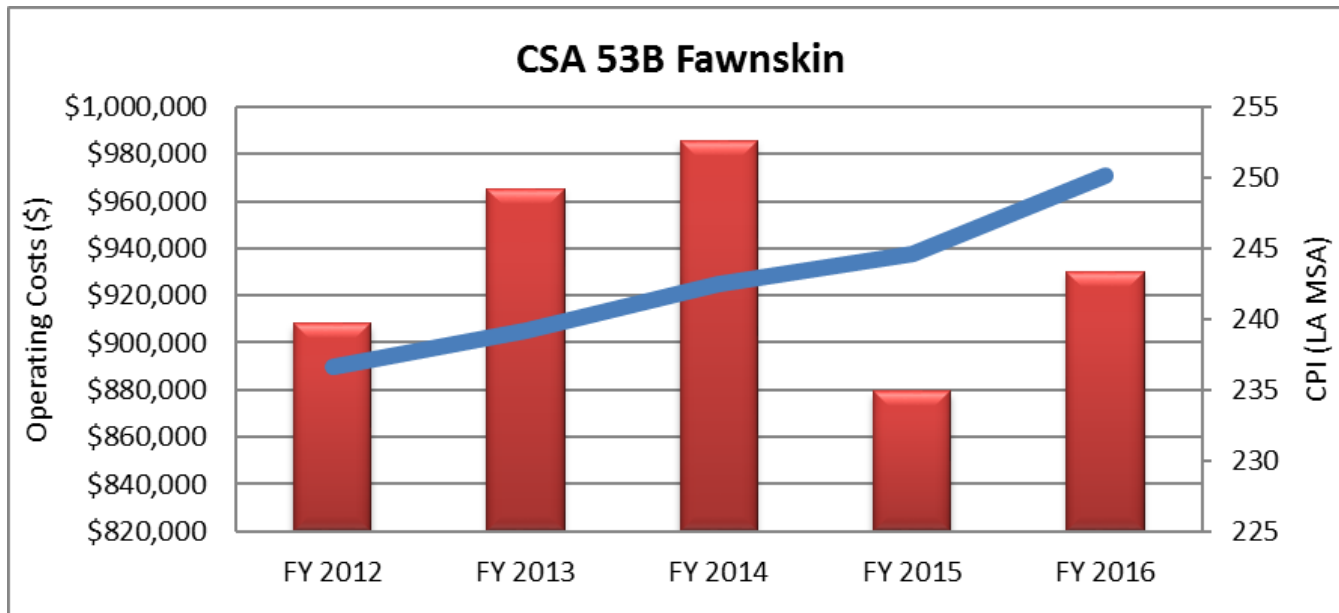
- Background
- Finances
- Rates & Rate Impacts
- Proposition 218
- Next Steps

# Why Are We Reviewing Rates?

- Regulatory Changes
- Capital Improvements/Aging Infrastructure
- Financial Stability of the District

- CSA 53B serves the area of Fawnskin by providing sewer services.
  - Fawnskin has approximately 962 sewer connections, with 1,259 EDU's, which equates to a population of roughly 3,559
- In December 2015, the Department received approval from the County Administrative Office to conduct a rate study for all of the water and sanitation districts.
  - Black and Veatch was the consultant awarded the contract and has been working with staff over the last year to determine the revenue requirements in order to keep each water and sanitation district fiscally solvent.

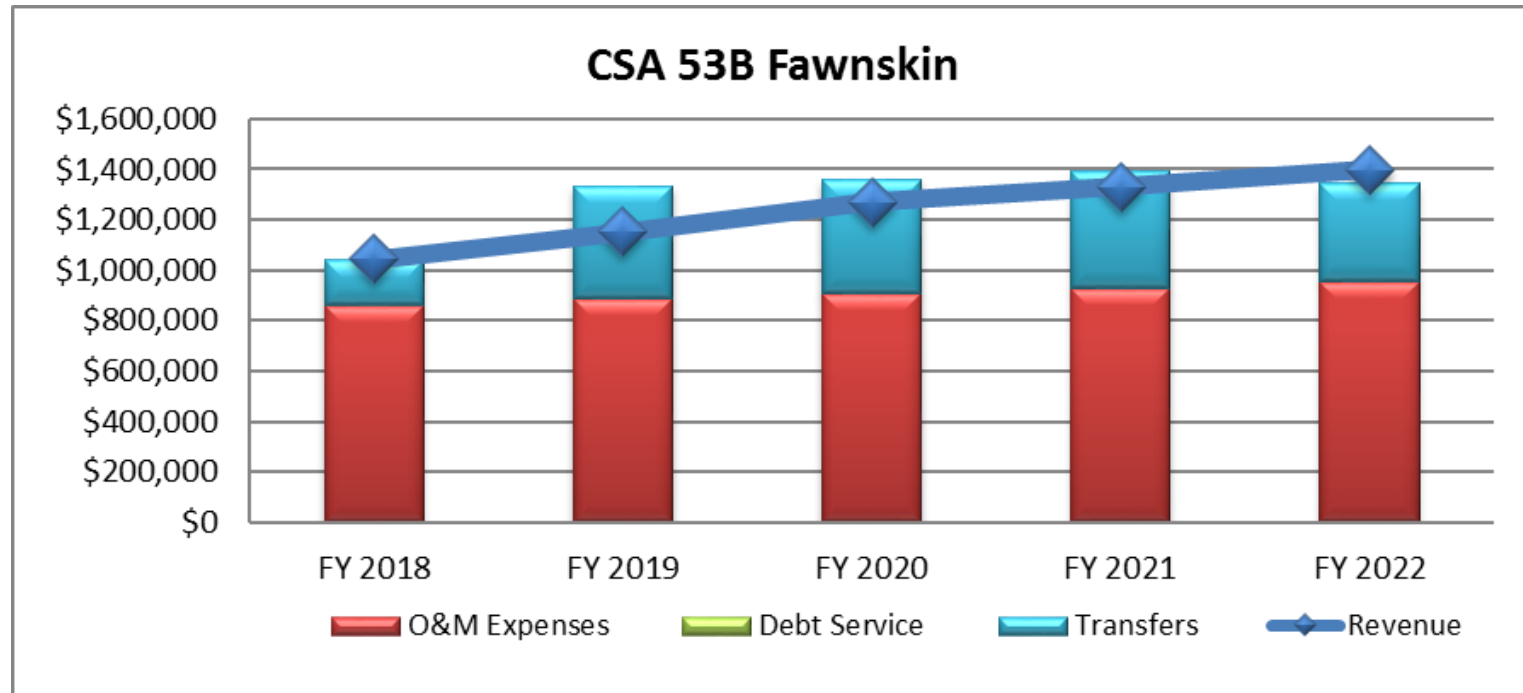
- The last implemented rate adjustments occurred in 2013-14.
- Sewer operating costs have started to rise, but the District was able to control costs by controlling capital expenditures over the past 2 years.



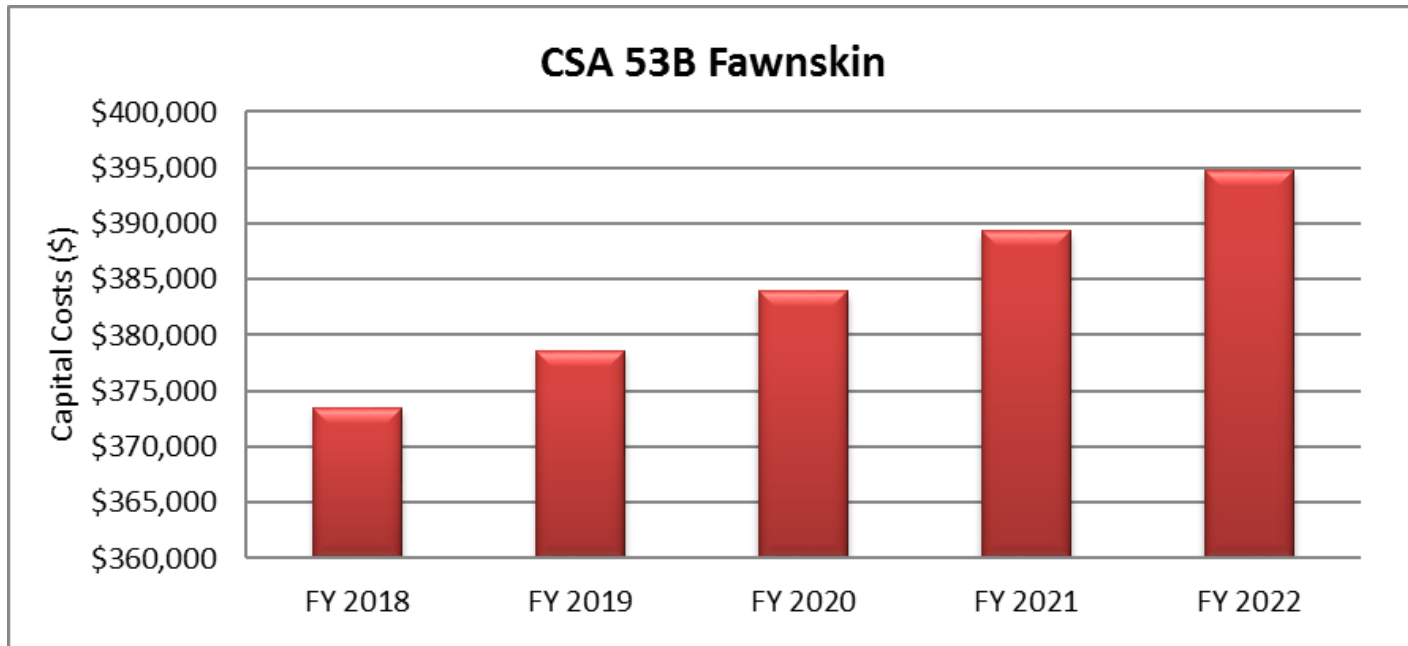
- Minor capital improvements have occurred, but there are anticipated high-cost, high-priority projects that need to be addressed.

- Developed financial projections to determine annual revenue requirements and any necessary rate adjustments.
  - Based on customer billing information
  - Analyzed FY 2012 to FY 2016 historical data and FY 2017 budget
  - \$368k per year for annual maintenance, repairs, rehab
  - Operating cost inflation projected at 2-4%

- Sewer operating fund projections with rate increases.



- Capital Improvement Program expenditures over the five-years.
  - Capital expenditures include routine projects that keep the system in working condition and one-time additions/betterments





- Other planned Capital Improvement Projects
  - Ongoing collection system repairs
  - Driveway replacement for wet wells A, B, & C
  - Vacuum Line Replacement
  - Slip Line and Point Repairs
  - Manhole raising and rehab

- Rate increases needed to sustain financial stability and keep up with inflationary cost increases
  - Rate increase recommendations for sewer are 10.5% per year for the first three years and 5% for the last 2 years.

## Existing Rate Structure

Sewer	
Customer	FY 2016
Flat Charge	(\$/monthly)
Equivalent Dwelling Unit	\$61.96

## Proposed Rate Structure

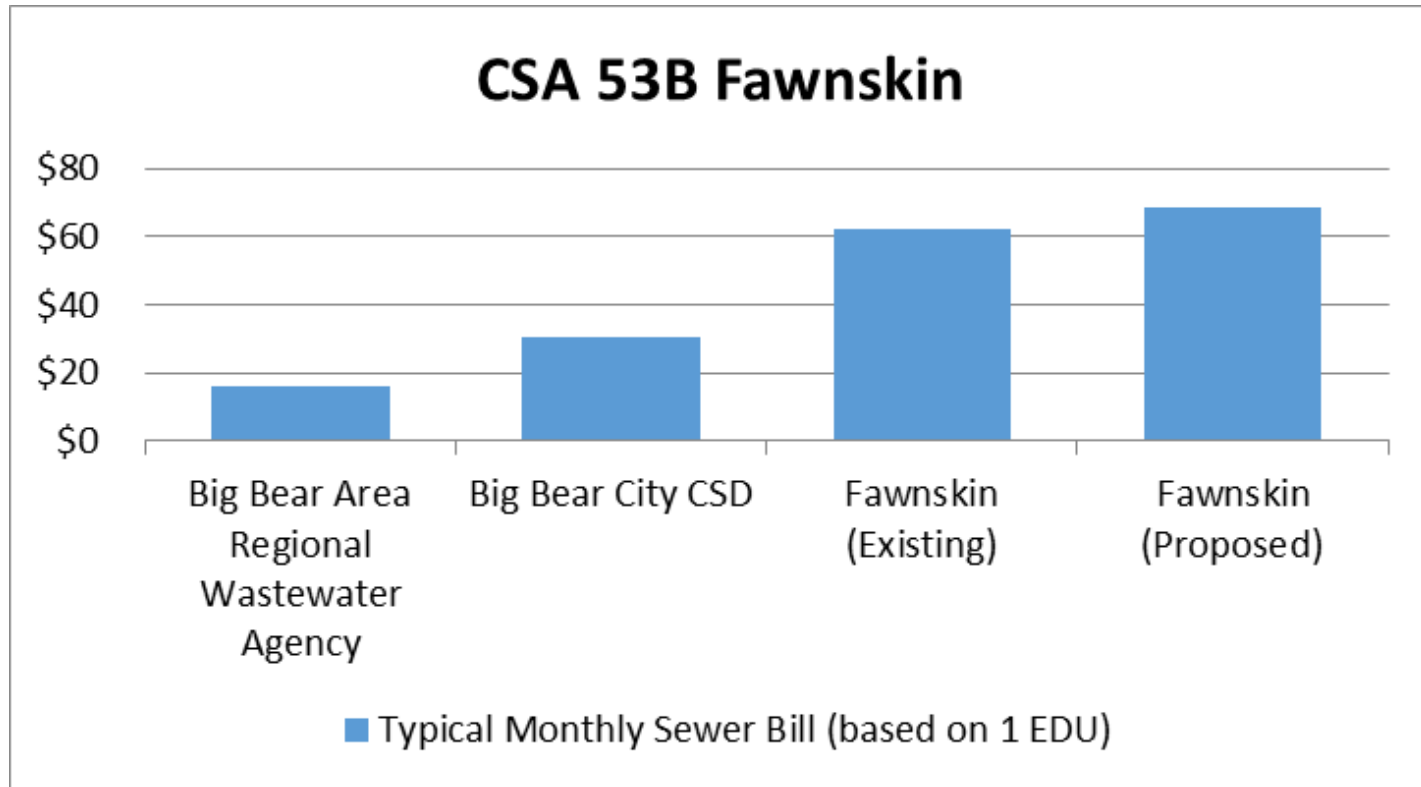
Sewer	
Customer	
Flat Charge	(\$/monthly)
Equivalent Dwelling Unit	
FY 2018	\$68.47
FY 2019	\$75.66
FY 2020	\$83.60
FY 2021	\$87.78
FY 2022	\$92.17

# Rate Impact

Description	Current Year	Year 1	Year 2	Year 3	Year 4	Year 5
Sewer Monthly Charge						
Monthly Fee per EDU	\$ 61.96	\$ 68.47	\$ 75.66	\$ 83.60	\$ 87.78	\$ 92.17
Existing Rate Structure		\$ 61.96	\$ 68.47	\$ 75.66	\$ 83.60	\$ 87.78
Proposed Rate Structure		\$ 68.47	\$ 75.66	\$ 83.60	\$ 87.78	\$ 92.17
Increase (\$) per month		\$ 6.51	\$ 7.19	\$ 7.94	\$ 4.18	\$ 4.39
Increase (%) per month		10.5%	10.5%	10.5%	5.0%	5.0%



- Rate Impact and comparison to neighboring utilities



- Mail out notice a minimum 45 days in advance of public hearing on the proposed rate increase.
- Property owners or tenants may submit written protests.
- Absent a majority protest, Board of Supervisors can adopt the 5-year rate plan.

- What if the proposed rates don't pass?
  - Regulatory issues which could result in fines to the district
  - Indefinite deferral of capital improvement projects
  - Decreased services
  - Financially insolvent

- Present this information at community meetings in January and February 2017
- Prop 218 Notices will be sent out mid February
- Fee hearing at the Board on April 4, 2017
- Fee adoption at the Board on April 18, 2017
- New Fees (if approved) in place July 1, 2017



- Any questions?

