



# PARK MOABI REGIONAL PARK

## 2013 CONSUMER CONFIDENCE REPORT

### GENERAL DISTRICT INFORMATION

#### Park Moabi Regional Park

Is routinely monitored for constituents in the District's drinking water according to Federal and State laws. The tables show the results of the District's monitoring for the period of January 1<sup>st</sup> through December 31<sup>st</sup>, 2013

Questions about this report or concerning the water system?

Contact Steve Samaras, Operations Manager at:

(760) 955-9885 or  
(800) 554-0565

#### Office Hours:

Monday through Friday  
8:00 am – 5:00 pm  
Wednesdays  
8:30am— 5:00pm

#### MUY IMPORTANTE !

Este informe contiene información muy importante sobre su agua beber. Tradúzcalo ó hable con alguien que lo entienda bien.

Moabi Regional Park water system consist of two wells and two water reservoir tanks with a total capacity of 240,000 gallons. The Park consist of 100 mobile home sites, 75 RV sites, 188 camp sites, 14 rental cabins, and 13 rest rooms.

Management and the Park Moabi staff work as a team to ensure that the highest quality water is provided to our customers. A diligent regimen of testing and analysis for bacteriological, chemical, and radiological contaminants, along with physical qualities of the water is conducted throughout the year to ensure the highest water quality.

It is important to keep customers informed about the quality of water delivered over the past year. This year's annual water quality report also known as a Consumer Confidence Report (CCR), contains information about the contaminants detected in 2013 and previous years. The Division's responsibility is to provide a safe and dependable supply of drinking water.

In order to ensure that tap water is safe to drink, the U.S. Environmental Protection Agency (USEPA) and the California Department of Public Health (Department), prescribe regulations that limit the amount of certain contaminants in water provided by public water systems.


Drinking water, including bottled water, may reasonably be expected to contain at least small amounts of some contaminants. The presence of contaminants does not necessarily indicate that the water poses a health risk. More information about contaminants and potential health effects can be obtained by calling the USEPA's safe drinking water hotline at 1-800-426-4791 or at their web site: <http://www.usepa.gov/safewater/>

This document is not a substitute for regulations; nor is it a regulation itself. Thus, it does not impose legally-binding requirements on the Department or water suppliers, and may not apply to a particular situation based upon any member of the public.



**Jeff Rigney**  
Director of Special Districts

“Water quality and water availability are vital for the health and growth of our County. As the Director for the County Special Districts Department, it is my responsibility to insure that providing both of these to our water customers remains our top priority.”



**Manuel M. Benitez**  
Deputy Director

“As the Deputy Director of Special Districts, Water and Sanitation Division I manage the safe economical operation, maintenance and management of our Districts water and wastewater infrastructure in compliance with regulatory standards while delivering a high level of customer/public service.”



**Steve Samaras**  
Operations Manager

“The Operations Staff are working on your behalf each and everyday to ensure your community water needs are met. It continues to be our pleasure to serve as your water purveyor.”





# WATER SOURCES

- Well 1: Ground Water
- Well 2: Ground Water

The subsequent tables provide many terms and abbreviations that customers may not be familiar with. To understand these terms, the district has provided the following definitions:

*Non-Detects (ND)* - laboratory analysis indicates that the constituent is not present or not tested.

*MG*— Million gallons

*Parts per million (ppm)* - one part per million corresponds to one minute in two years or a single penny in \$10,000.

*Parts per billion (ppb)* - one part per billion corresponds to one minute in 2,000 years.

*Parts per trillion (ppt)* - one part per trillion corresponds to one minute in 2,000,000 years.

*Parts per quadrillion (ppq)* - one part per quadrillion corresponds to one minute in 2,000,000,000 years.

*Picocuries per liter (pCi/L)* - Pico-curies per liter is a measure of the radioactivity in water.

*Nephelometric Turbidity Unit (NTU)* - nephelometric turbidity unit is a measure of the clarity of water. Turbidity in excess of 5 NTU is just noticeable to the average person.

*Millirems per year (mrem/yr)* - measure of radiation absorbed by the body.

*Million Fibers per Liter (MFL)* - million fibers per liter is a measure of the presence of asbestos fibers that are longer than 10 micrometers.

*Maximum Residual Disinfectant Level (MRDL)* – The level of a disinfectant added for water treatment that may not be exceeded at the customer’s tap.

*Maximum Residual Disinfectant Level Goal (MRDLG)* – The level of a disinfectant added for water treatment below which there is no known or expected health risk. MRDLGs are set by the U.S. Environmental Protection Agency.

*Maximum Contaminant Level (MCL)* - The highest level of a contaminant that is allowed in drinking water. Primary MCLs are set as close to the PHGs (or MCLGs) as is economically and technologically feasible. Secondary MCLs are set to protect the odor, taste, and appearance of drinking water.

*Maximum Contaminant Level Goal (MCLG)* - The level of a contaminant in drinking water below which there is no known or expected risk to health. MCLGs are set by the U. S. Environmental Protection Agency

*Public Health Goal (PHG)* The level of a contaminant in drinking water below which there is no known or expected risk to health. PHGs are set by the California Environmental Protection Agency.

*Primary Drinking Water Standard (PDWS)* – MCLs for contaminants that affect health along with their monitoring and reporting requirements, and water treatment requirements.

*Regulatory Action Level (AL)* – The concentrations of a contaminant which, if exceeded, triggers treatment or other requirements that a water system must follow.

Sources of drinking water (both tap water and bottled water) include rivers, lakes, streams, ponds, reservoirs, springs and wells. As water travels over the surface of the land or through the ground, it dissolves naturally-occurring minerals and in some cases, radioactive material, and can pick up substances resulting from the presence of animals or from human activity. Contaminants that may be present in source water include:

*Microbial contaminants*, such as viruses and bacteria, that may come from sewage treatment plants, septic systems, agricultural livestock operations, and wildlife.

*Inorganic contaminants*, such as salts and metals, that can be naturally-occurring or result from urban stormwater runoff, industrial or domestic wastewater discharges, oil and gas production, mining or farming.

*Pesticides and herbicides*, that may come from a variety of sources such as agriculture, urban stormwater runoff, and residential uses.

*Organic chemical contaminants*, including synthetic and volatile organic chemicals, that are by-products of industrial processes and petroleum production, and can also come from gas stations, urban stormwater runoff, agricultural application, and septic systems.

*Radioactive contaminants*, that can be naturally-occurring or be the result of oil and gas production and mining activities.

## SHOULD CUSTOMERS BE CONCERNED?

MCL’s are set at very stringent levels. To understand the risk of possible health effects described for regulated contaminants, customers should know that a person would have to drink 2 liters of water every day at the MCL level for a lifetime to have a one-in-a-million chance of having the described health effect.

Some people may be more vulnerable to contaminants in drinking water than the general population. Immuno-compromised persons such as persons with cancer undergoing chemotherapy, persons who have undergone organ transplants, people with HIV/AIDS or other immune system disorders, some elderly, and infants can be particularly at risk from infections. These people should seek advice about drinking water from their health care providers. USEPA/Centers for Disease Control (CDC) guidelines on appropriate means to lessen the risk of infection by Cryptosporidium and other microbiological contaminants are available from the Safe drinking water hotline (1-800-426-4791).

\* Some people who drink water containing uranium in excess of the MCL over many years may have kidney problems or an increase risk of getting cancer.

\*\* Some people who drink water containing fluoride in excess of the federal MCL of 4mg/L over many years may get bone disease, including pain and tenderness of the bones. Children who drink water containing fluoride in excess of the State MCL of 2 mg/L may get mottled teeth.

\*\*\* If present, elevated levels of lead can cause serious health problems, especially for pregnant women and young children. Lead in drinking water is primarily from materials and components associated with service lines and home plumbing. Special Districts Department, Water and Sanitation Division is responsible for providing high quality drinking water, but cannot control the variety of materials used in plumbing components. When your water has been sitting for several hours, you can minimize the potential for lead exposure by flushing your tap for 30 seconds to 2 minutes before using water for drinking or cooking. If you are concerned about lead in your water, you may wish to have your water tested. Information on lead in drinking water, testing methods, and steps you can take to minimize exposure is available from the Safe Water Hotline or at <http://www.epa.gov/safewater/lead>.

\*\*\*\* Nitrate in drinking water at levels above 45 mg/L is a health risk for infants of less than six months of age. Such nitrate levels in drinking water can interfere with the capacity of the infant’s blood to carry oxygen, resulting in a serious illness; symptoms include shortness of breath and blueness of the skin. Nitrate levels above 45 mg/L may also affect the ability of the blood to carry oxygen in other individuals, such as pregnant women and those with certain specific enzyme deficiencies. If you are caring for an infant, or you are pregnant, you should ask advice from your health care provider.

## SOURCE WATER PROTECTION TIPS

Protection of drinking water is everyone’s responsibility. You can help protect your community’s drinking water source in several ways:


- Eliminate excess use of lawn and garden fertilizers and pesticides—they contain hazardous chemicals that can reach your drinking water source.
- Pick up after your pets.
- If you have your own septic system, properly maintain your system to reduce leaching to water sources.
- Dispose of chemicals properly; take used motor oil to a recycling center.


## WATER CONSERVATION TIPS

Did you know that the average U.S. household uses approximately 400 gallons of water per day or 100 gallons per person per day? Luckily, there are many low-cost and no-cost ways to conserve water. Small changes can make a big difference—try one today and soon it will become second nature.

- Take short showers - a 5 minute shower uses 4 to 5 gallons of water compared to up to 50 gallons for a bath.
- Shut off water while brushing your teeth, washing your hair and shaving and save up to 500 gallons a month.
- Use a water-efficient showerhead. They are inexpensive, easy to install, and can save you up to 740 gallons a month.
- Fix leaking toilets and faucets.
- Teach your kids about water conservation to ensure a future generation that uses water wisely.

County of San Bernardino CSA County of San Bernardino - Moabi Regional Park							
Lead and Copper	Units	Action Level	PHG	90th Percentile	# Samples, # Exceeded AL	Sample Year	Likely Source of Contamination
Lead (Pb)	ppm	0.015	0.2	0	5 samples, 0 exceeded AL	2013	Internal corrosion of household plumbing; erosion of natural deposits
Copper (Cu)	ppm	1.3	0.3	0.01	5 samples, 0 exceeded AL	2013	Internal corrosion of household plumbing; erosion of natural deposits

Contaminant	Primary MCL	PHG (MCLG)	Range of Detection	Average Level	MCL Violation	Sample Year	Likely Source of Contamination
Radioactive Contaminants							
Gross Alpha	15 pCi/L	0.00	5.3	5.3	NO	2013	Erosion of natural deposits
Microbiological Contaminants							
E. Coli	P/A	0	A	0	NO	2013	Human and animal fecal waste
Total Coliform	P/A	0	A	0	NO	2013	Human and animal fecal waste
Primary Inorganic Contaminants							
Nitrate (NO3)	45 ppm	45	9.5 - 14	11.6	NO	2013	Runoff and leaching from fertilizer use; erosion of natural deposits
 * Fluoride (F)	2 ppm	1	1.3 - 2.4	1.9	YES	2013	Erosion of natural deposits; water additive that promotes strong teeth
Chromium (Total Cr)	50 ppb	N/A	0 - 17	8.5	NO	2013	Erosion of natural deposits
Disinfectant Byproducts and Chemical Disinfectant							
Cl Res Total (Field)	MRDL= 4.0 ppm	MRDLG=4	0 - 1.95	0.43	NO	2013	Drinking water disinfectant added for treatment

Contaminant	MCL	PHG (MCLG)	Range of Detection	Average Level	MCL Violation	Sample Year	Likely Source of Contamination
Secondary Standards							
Odor Threshold	3 TON	N/A	1	1	NO	2013	Naturally occurring organic materials
 ** Total Filterable Residue/TDS	1000 ppm	N/A	780 - 1500	1263.3	YES	2013	Runoff/leaching from natural deposits
Additional Constituents							
Ammonia as N (NH3-N)	N/A	N/A	28	28	N/A	2013	
Barium (Ba)	1000 ppb	2	130 - 140	135	NO	2013	

\* In 2013 one sample of Fluoride exceeded the MCL of 2 ppm. Health effect language for Fluoride is on page 2 of this document.

\*\* No Health Effect language available