

**COUNTY OF SAN BERNARDINO
IMPROVEMENT AREA NO. 2 OF
COMMUNITY FACILITIES DISTRICT
No. 2006-1
(LYTLE CREEK NORTH)**

May 18, 2015

Public Finance
Public Private Partnerships
Urban Economics

Newport Beach
Riverside
San Francisco
San Jose
Dallas

**ADMINISTRATION REPORT
FISCAL YEAR 2015-2016**

**COUNTY OF SAN BERNARDINO
IMPROVEMENT AREA NO. 2 OF
COMMUNITY FACILITIES DISTRICT NO. 2006-1
(LYTLE CREEK NORTH)**

Prepared for

COUNTY OF SAN BERNARDINO
157 W. Fifth Street
San Bernardino, California 92371

Prepared by

DAVID TAUSSIG & ASSOCIATES, INC.
5000 Birch Street, Suite 6000
Newport Beach, California 92660
(949) 955-1500

Table of Contents

Section	Page
<i>I. Introduction</i>	1
<i>II. Special Tax Classifications and Development Update</i>	3
Special Tax Classifications	3
Development Update	3
<i>III. Sources and Uses of Funds</i>	5
<i>IV. Fiscal Year 2014-2015 Special Tax Levy</i>	6
<i>V. Fiscal Year 2015-2016 Special Tax Requirement</i>	7
<i>VI. Method of Apportionment</i>	9
Maximum Special Tax Rates	9
Apportionment of Special Taxes	9

EXHIBITS

- Exhibit A: Boundary Map*
Exhibit B: Summary of Transactions to Funds and Accounts from 5/1/2014 to 4/30/2015
Exhibit C: Special Tax Roll Fiscal Year 2015-2016

I. Introduction

This report presents the findings of the research and financial analysis performed by David Taussig & Associates, Inc. to determine the special tax requirement for Improvement Area No. 2 (“IA No. 2”) of Community Facilities District No. 2006-1 (Lytle Creek North) (“CFD No. 2006-1”) of the County of San Bernardino (“the County”) for fiscal year 2015-2016.

CFD No. 2006-1 is a legally constituted governmental entity established under the Mello-Roos Community Facilities Act of 1982, (the "Act") as amended. The Act provides an alternative method for the financing of certain public facilities and services. Specifically, IA No. 2 of CFD No. 2006-1 is authorized to issue up to \$8,000,000 in bonds. IA No. 2 issued \$5,935,000 in bonds in November 2013 (the “Bonds”) to finance certain street, water, sewer, storm drain, flood control, and park and recreational improvements. CFD No. 2006-1 has covenanted not to issue any additional bonds for IA No. 2 except for refunding bonds.

At the time of formation, CFD No. 2006-1 included two improvement areas: Improvement Area No. 1 (“IA No. 1”) and Improvement Area M (“IA M”). Within IA M, future improvement areas are expected to be designated as property is ready for development. In 2010, certain property within IA M was designated as IA No. 2. A map showing the property in IA No. 2 is included in Exhibit A.

In calculating the special tax liability for fiscal year 2015-2016, this report examines the financial obligations of the current fiscal year and analyzes the level of development within IA No. 2.

This report is organized into the following sections:

Section II

Section II provides an update of the development activity occurring within IA No. 2.

Section III

Section III examines the financial activity in the funds and accounts established pursuant to the bond indenture for the Series 2013 Bonds dated November 1, 2013, between IA No. 2 of CFD No. 2006-1 and the trustee. A year-to-date summary illustrating all disbursements, special tax receipts and interest earnings of the Bonds is provided.

Section IV

Section IV analyzes the previous year's special tax levy.

Section V

Section V determines the financial obligations of IA No. 2 for fiscal year 2015-2016.

Section VI

Section VI reviews the methodology used to apportion the special tax requirement to Developed Property and Undeveloped Property. A table of the 2015-2016 special tax rates for Developed Property and Undeveloped Property is included.

II. Special Tax Classifications and Development Update

Special Tax Classifications

The methodology employed to calculate and apportion the special tax is contained in a document entitled the Rate and Method of Apportionment. The Rate and Method of Apportionment defines two primary categories of property, namely “Developed Property” and “Undeveloped Property”. The category of Developed Property is in turn divided into 15 separate special tax classifications which vary with dwelling unit size for residential development and acreage for non-residential development.

Developed Property is distinguished from Undeveloped Property by the issuance of a building permit. Specifically, property for which a building permit was issued between January 2, 2006 and March 1 of the prior Fiscal Year and that is within a final map that was recorded as of January 1 of the prior Fiscal Year will be classified as Developed Property in the following fiscal year. For example, all property in IA No. 2 for which a building permit was issued between January 2, 2006 and March 1, 2015 and that is within a final map that was recorded as of January 1, 2015, will be classified as Developed Property in fiscal year 2015-2016.

Development Update

Review of the County of San Bernardino’s building permit records indicate that between January 2, 2006 and March 1, 2015 building permits for 258 units of residential property had been issued within IA No. 2. No property in IA No. 2 is considered Undeveloped Property. In addition, three tract maps had been recorded as of January 1, 2015, and there is no unmapped property in IA No. 2. The tables below indicate tract maps recorded as of January 1, 2015 and the current amount of Developed Property and Undeveloped Property within IA No. 2.

Improvement Area No. 2 Tract Maps Recorded as of January 1, 2015

Tract Map No.	Number of Taxable Lots	Date of Recordation
16978-1	70 units	October 2010
16978-2	101 units	April 2011
16978-3	87 units	March 2012
Total	258 units	NA

**Improvement Area No. 2
Cumulative Developed Property and
Undeveloped Property**

Land Use Class	Description	Residential Floor Area	Number of Units/Acres
1	Residential Property	> 3,500 s.f.	0 units
2	Residential Property	3,301 – 3,500 s.f.	0 units
3	Residential Property	3,101 – 3,300 s.f.	27 units
4	Residential Property	2,901 – 3,100 s.f.	15 units
5	Residential Property	2,701 – 2,900 s.f.	20 units
6	Residential Property	2,501 – 2,700 s.f.	56 units
7	Residential Property	2,301 – 3,500 s.f.	41 units
8	Residential Property	2,101 – 2,300 s.f.	5 units
9	Residential Property	1,901 – 2,100 s.f.	29 units
10	Residential Property	1,701 – 1,900 s.f.	29 units
11	Residential Property	1,501 – 1,700 s.f.	25 units
12	Residential Property	1,301 – 1,500 s.f.	11 units
13	Residential Property	1,100 – 1,300 s.f.	0 units
14	Residential Property	< 1,100 s.f.	0 units
15	Non-Residential Property	NA	0.00 acres
NA	Undeveloped Property	NA	0.00 acres

III. Sources and Uses of Funds

IA No. 2 Series 2013's sources of funds in the funds held by Trustee from May 1, 2014 through April 30, 2015 totaled \$431,191. This consisted of \$429,166 in special tax receipts and \$2,025 in investment earnings.

Total uses of funds in the funds held by Trustee for the time period mentioned above totaled \$294,772. Interest payments on the bonds equaled \$286,613. Payments for professional services equaled \$8,160.

A more detailed analysis of all transactions within the Series 2013 funds and accounts for the time period mentioned above is included as Exhibit B.

As of April 30, 2015, the various funds and accounts established for the Bonds had the following balances:

Special Tax Fund	\$283,539
Redemption Fund [1]	\$97,058
Interest Account	\$0
Principal Account	\$0
Reserve Fund	\$395,798 [2]
Administrative Expenses Account	\$28,924
Costs of Issuance	\$0
County Facilities Account	\$38,199

[1] Fund is held by the County of San Bernardino. DTA has no statements on file. Balance as of May 6, 2015 provided by County.

[2] The Series 2013 Reserve Requirement is equal to \$395,650.

IV. Fiscal Year 2014-2015 Special Tax Levy

The total special tax levy for fiscal year 2014-2015 equaled \$427,801. As of May 12, 2015, \$425,354 in special taxes due for fiscal year 2014-2015 had been collected by the County, resulting in a delinquency rate of approximately 0.57%. Of the 243 parcels that were subject to the special tax, three failed to pay some or all of their fiscal year 2014-2015 special taxes in a timely manner.

V. *Fiscal Year 2015-2016 Special Tax Requirement*

For fiscal year 2015-2016, the special tax requirement for IA No. 2 is equal to \$427,747 and is calculated as shown in the following table below.

**County of San Bernardino
Improvement Area No. 2 of Community Facilities District No. 2006-1
(Lytle Creek North)
Fiscal Year 2015-2016 Special Tax Requirement**

Fund Balances as of April 30, 2015		\$380,745
Special Tax Fund	\$283,539	
County-Held Redemption Fund [1]	\$97,058	
Interest Account	\$0	
Principal Account	\$0	
Surplus Monies in the Reserve Fund	\$148	
Remaining Fiscal Year 2014-2015 Obligations		(\$380,745)
Series 2013 Interest Due September 1, 2015	(\$143,306)	
Series 2013 Principal Due September 1, 2015	(\$105,000)	
Administrative Expenses	(\$30,000)	
Pay-As-You-Go Funds [2]	(\$102,439)	
Fiscal Year 2014-2015 Surplus / (Draw on Reserve Fund)		\$0
Fiscal Year 2015-2016 Obligations		(\$427,747)
Series 2013 Interest Due March 1, 2016	(\$142,650)	
Series 2013 Interest Due September 1, 2016	(\$142,650)	
Series 2013 Principal Due September 1, 2016	(\$110,000)	
Administrative Expenses	(\$30,000)	
Delinquency Contingency [3]	(\$2,447)	
Fiscal Year 2015-2016 Special Tax Requirement		\$427,747

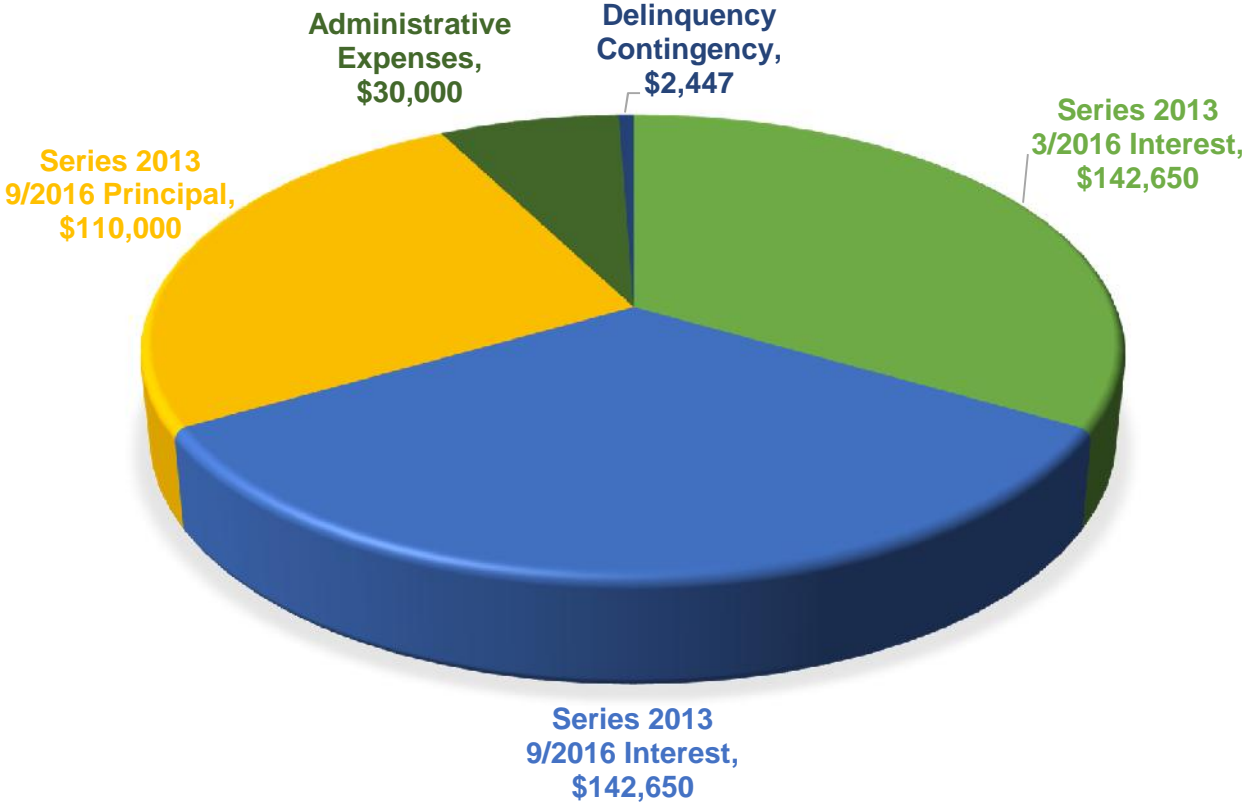
[1] As of May 6, 2015 per County.

[2] Pay-as-you-go amount is an estimate based on prior year surplus special taxes and expected fiscal year 2014-2015 special tax receipts.

[3] Based on delinquencies as of May 12, 2015.

The components of the fiscal year 2015-2016 special tax requirement are shown graphically on the following page.

**County of San Bernardino
Improvement Area No. 2 of Community Facilities District No. 2006-1
(Lytle Creek North)
Fiscal Year 2015-2016 Special Tax Requirement**



Total Fiscal Year 2015-2016 Special Tax Requirement: \$427,747

VI. Method of Apportionment

Maximum Special Tax Rates

The amount of special taxes that IA No. 2 may levy is strictly limited by the maximum rates set forth in Section C of the Rate and Method of Apportionment.¹

The fiscal year 2015-2016 maximum special tax rates for Developed Property are shown in the tables on the following page. The maximum special tax rates do not escalate.

Apportionment of Special Taxes

The special tax that is apportioned to each parcel is determined through the application of Section E of the Rate and Method of Apportionment. The Board of Supervisors shall first determine the Special Tax Requirement. Section E apportions the special tax requirement in four steps that prioritize the order in which Developed Property and Undeveloped Property are taxed.

The first step states that the special tax shall be levied against each parcel of Developed Property at up to 100% of the applicable Assigned Special Tax until the amount of the Special Taxes equals the Special Tax Requirement. If the special taxes raised pursuant to the first step are less than the special tax requirement, then the second step is applied. The second step states that the special tax shall be levied against each parcel of Undeveloped Property at up to 100 percent of the maximum special tax for Undeveloped Property.

The third and fourth steps are designed to accommodate changes in land use and are intended to be used only as a last resort. Since actual land uses have not substantially deviated from the original projections, these steps are not necessary.

Application of the first step generates special tax revenues of \$465,348 from Developed Property which is greater than the total fiscal year 2015-2016 Special Tax Requirement. To raise revenues sufficient to meet the FY 2015-2016 Special Tax Requirement, special taxes will be levied at approximately 91.92% of the Assigned/Maximum Special Taxes on Developed Property. The fiscal year 2015-2016 special tax rates are shown for each land use in the table below and graphically on the following page. The Special Tax Roll which lists the actual special tax levied against each parcel is shown in Exhibit C.

¹ Technically, Section C states that the maximum special tax for a parcel of Developed Property is equal to the greater of (i) the "Backup Special Tax" or (ii) the Assigned Special Tax. The Backup Special Tax was established for the contingency of a shortfall in revenues resulting from significant changes in development densities. The contingency for which the Backup Special Tax was established does not exist and hence, all discussion of maximum tax rates for Developed Property focuses on the Assigned Special Tax.

**County of San Bernardino
Fiscal Year 2015-2016
Maximum and Actual Special Taxes
Improvement Area No. 2**

Land Use Class	Description	Residential Floor Area	Maximum Special Tax	FY 2015-2016 Actual Special Tax
1	Residential Property	> 3,500 s.f.	\$2,341.00 per unit	\$0.00 per unit
2	Residential Property	3,301 – 3,500 s.f.	\$2,229.00 per unit	\$0.00 per unit
3	Residential Property	3,101 – 3,300 s.f.	\$2,153.00 per unit	\$1,979.03 per unit
4	Residential Property	2,901 – 3,100 s.f.	\$2,039.00 per unit	\$1,874.24 per unit
5	Residential Property	2,701 – 2,900 s.f.	\$1,986.00 per unit	\$1,825.53 per unit
6	Residential Property	2,501 – 2,700 s.f.	\$1,922.00 per unit	\$1,766.70 per unit
7	Residential Property	2,301 – 3,500 s.f.	\$1,806.00 per unit	\$1,660.07 per unit
8	Residential Property	2,101 – 2,300 s.f.	\$1,699.00 per unit	\$1,561.72 per unit
9	Residential Property	1,901 – 2,100 s.f.	\$1,628.00 per unit	\$1,496.45 per unit
10	Residential Property	1,701 – 1,900 s.f.	\$1,591.00 per unit	\$1,462.44 per unit
11	Residential Property	1,501 – 1,700 s.f.	\$1,505.00 per unit	\$1,383.39 per unit
12	Residential Property	1,301 – 1,500 s.f.	\$1,433.00 per unit	\$1,317.21 per unit
13	Residential Property	1,100 – 1,300 s.f.	\$1,290.00 per unit	\$0.00 per unit
14	Residential Property	< 1,100 s.f.	\$1,161.00 per unit	\$0.00 per unit
15	Non-Residential Property	NA	\$13,588.00 per Acre	\$0.00 per acre

taussig-client/San Bernardino County/Admin/15_16/CFD 2006-1

County of San Bernardino
Improvement Area No. 1 of Community Facilities District No. 2006-1
(Lytle Creek North)
Fiscal Year 2015-2016 Actual Special Tax Rates
Developed Residential Property

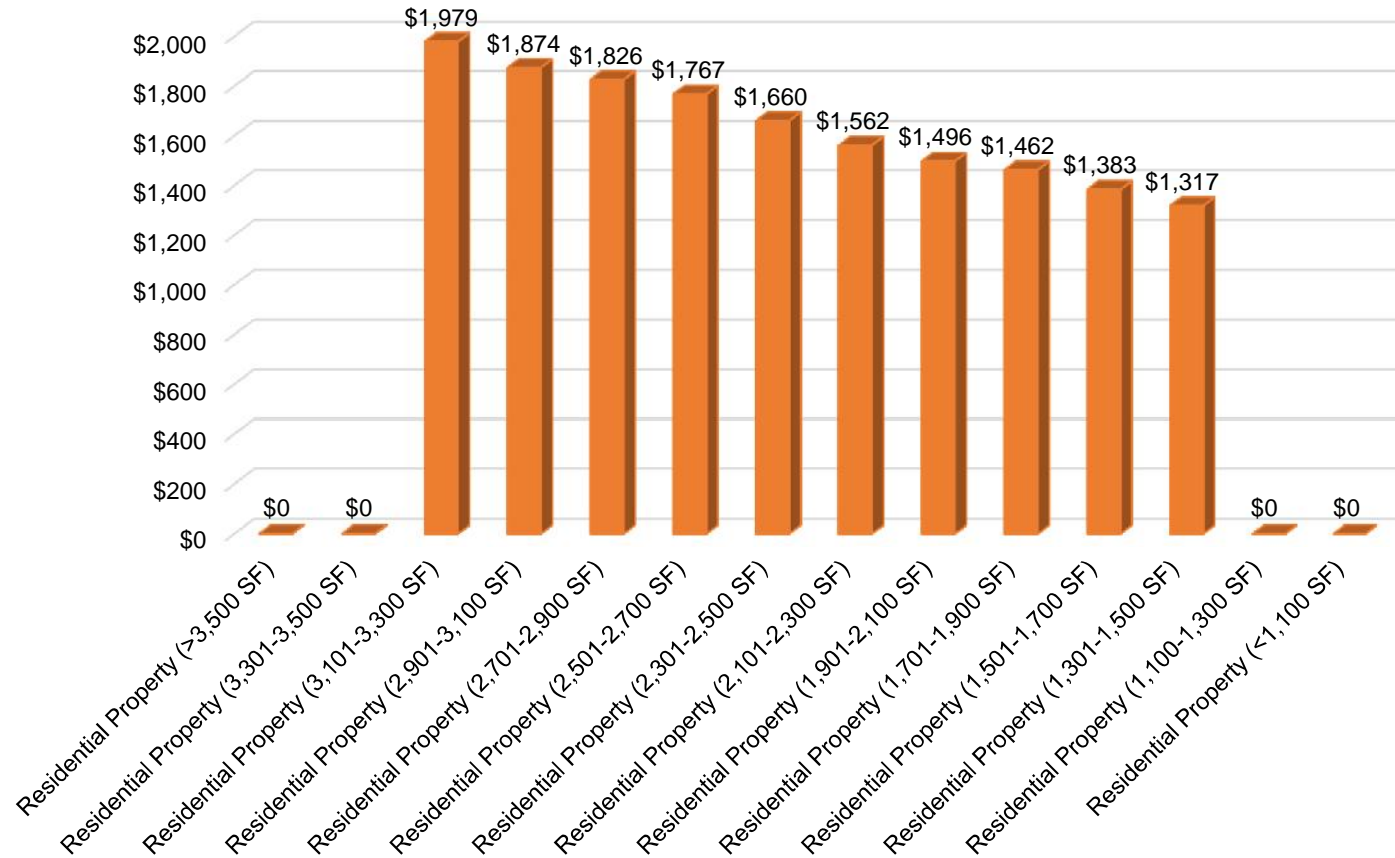


EXHIBIT A

*County of San Bernardino
Improvement Area No. 2 of
Community Facilities District No. 2006-1

Boundary Map*

County of San Bernardino
Community Facilities District No. 2006-1
(Lytle Creek North)
Improvement Area M
and Improvement Area Nos. 1, 2, 3, 4



Legend








-  Improvement Area No. 1 - Zone A
-  Improvement Area No. 1 - Zone B
-  Improvement Area No. 2
-  Improvement Area No. 3 - Zone A
-  Improvement Area No. 3 - Zone B
-  Improvement Area No. 4 - Zone A
-  Improvement Area No. 4 - Zone B
-  Improvement Area M

EXHIBIT B

*County of San Bernardino
Improvement Area No. 2 of
Community Facilities District No. 2006-1*

*Summary of Transactions to Fund and Accounts
Series 2013*

**COUNTY OF SAN BERNARDINO
IMPROVEMENT AREA NO. 2 OF COMMUNITY FACILITIES DISTRICT NO. 2006-1
(LYTTLE CREEK NORTH)
SERIES 2013 SPECIAL TAX BONDS
FISCAL YEAR 2014-2015 (5/1/14 through 4/30/15)**

	SPECIAL TAX FUND	ADMIN EXPENSE FUND	INTEREST ACCOUNT	PRINCIPAL ACCOUNT	RESERVE FUND	COUNTY FACILITIES ACCOUNT	COST OF ISSUANCE ACCOUNT	TOTAL
BEGINNING BALANCE	\$200,336	\$7,080	\$0	\$0	\$395,693	\$422	\$6,511	\$610,041
SOURCES OF FUNDS								
BOND PROCEEDS	\$0	\$0	\$0	\$0	\$0	\$0	\$0	\$0
SPECIAL TAX RECEIPTS	\$429,166	\$0	\$0	\$0	\$0	\$0	\$0	\$429,166
INVESTMENT AGREEMENT EARNINGS	\$0	\$0	\$0	\$0	\$0	\$0	\$0	\$0
OTHER INVESTMENT EARNINGS	\$1,910	\$4	\$0	\$0	\$106	\$5	\$0	\$2,025
MISCELLANEOUS	\$0	\$0	\$0	\$0	\$0	\$0	\$0	\$0
TOTAL SOURCES	\$431,077	\$4	\$0	\$0	\$106	\$5	\$0	\$431,191
USES OF FUNDS								
INTEREST PAYMENTS	\$0	\$0	(\$286,613)	\$0	\$0	\$0	\$0	(\$286,613)
PRINCIPAL PAYMENTS	\$0	\$0	\$0	\$0	\$0	\$0	\$0	\$0
PUBLIC FACILITIES	\$0	\$0	\$0	\$0	\$0	\$0	\$0	\$0
PROFESSIONAL SERVICES	\$0	(\$8,160)	\$0	\$0	\$0	\$0	\$0	(\$8,160)
MISCELLANEOUS	\$0	\$0	\$0	\$0	\$0	\$0	\$0	\$0
TOTAL USES	\$0	(\$8,160)	(\$286,613)	\$0	\$0	\$0	\$0	(\$294,772)
TRANSFERS	(\$347,874)	\$30,000	\$286,613	\$0	\$0	\$37,772	(\$6,511)	\$0
ENDING BALANCE	\$283,539	\$28,924	\$0	\$0	\$395,798	\$38,199	\$0	\$746,460

RESERVE REQUIREMENT = \$395,650.00 (based on Series 2013 OS)

**COUNTY OF SAN BERNARDINO
IMPROVEMENT AREA NO. 2 OF COMMUNITY FACILITIES DISTRICT NO. 2006-1
(LYTTLE CREEK NORTH)
SERIES 2013 SPECIAL TAX BONDS
May 2014**

	SPECIAL TAX FUND	ADMIN EXPENSE FUND	INTEREST ACCOUNT	PRINCIPAL ACCOUNT	RESERVE FUND	COUNTY FACILITIES ACCOUNT	COST OF ISSUANCE ACCOUNT	TOTAL
BEGINNING BALANCE	\$200,336	\$7,080	\$0	\$0	\$395,693	\$422	\$6,511	\$610,041
SOURCES OF FUNDS								
BOND PROCEEDS	\$0	\$0	\$0	\$0	\$0	\$0	\$0	\$0
SPECIAL TAX RECEIPTS	\$1,864	\$0	\$0	\$0	\$0	\$0	\$0	\$1,864
INVESTMENT AGREEMENT EARNINGS	\$0	\$0	\$0	\$0	\$0	\$0	\$0	\$0
OTHER INVESTMENT EARNINGS	\$2	\$0	\$0	\$0	\$10	\$0	\$0	\$12
MISCELLANEOUS	\$0	\$0	\$0	\$0	\$0	\$0	\$0	\$0
TOTAL SOURCES	\$1,866	\$0	\$0	\$0	\$10	\$0	\$0	\$1,876
USES OF FUNDS								
INTEREST PAYMENTS	\$0	\$0	\$0	\$0	\$0	\$0	\$0	\$0
PRINCIPAL PAYMENTS	\$0	\$0	\$0	\$0	\$0	\$0	\$0	\$0
PUBLIC FACILITIES	\$0	\$0	\$0	\$0	\$0	\$0	\$0	\$0
PROFESSIONAL SERVICES	\$0	\$0	\$0	\$0	\$0	\$0	\$0	\$0
MISCELLANEOUS	\$0	\$0	\$0	\$0	\$0	\$0	\$0	\$0
TOTAL USES	\$0	\$0	\$0	\$0	\$0	\$0	\$0	\$0
TRANSFERS	\$0	\$0	\$0	\$0	\$0	\$0	\$0	\$0
ENDING BALANCE	\$202,202	\$7,080	\$0	\$0	\$395,702	\$422	\$6,511	\$611,917

RESERVE REQUIREMENT = \$395,650.00 (based on Series 2013 OS)

PRINTED: 12/05/15
16:11

PAGE:1

COUNTY OF SAN BERNARDINO
IMPROVEMENT AREA NO. 2 OF COMMUNITY FACILITIES DISTRICT NO. 2006-1
(LYTLE CREEK NORTH)
SERIES 2013 SPECIAL TAX BONDS
June 2014

	SPECIAL TAX FUND	ADMIN EXPENSE FUND	INTEREST ACCOUNT	PRINCIPAL ACCOUNT	RESERVE FUND	COUNTY FACILITIES ACCOUNT	COST OF ISSUANCE ACCOUNT	TOTAL
BEGINNING BALANCE	\$202,202	\$7,080	\$0	\$0	\$395,702	\$422	\$6,511	\$611,917
SOURCES OF FUNDS								
BOND PROCEEDS	\$0	\$0	\$0	\$0	\$0	\$0	\$0	\$0
SPECIAL TAX RECEIPTS	\$0	\$0	\$0	\$0	\$0	\$0	\$0	\$0
INVESTMENT AGREEMENT EARNINGS	\$0	\$0	\$0	\$0	\$0	\$0	\$0	\$0
OTHER INVESTMENT EARNINGS	\$5	\$0	\$0	\$0	\$10	\$0	\$0	\$16
MISCELLANEOUS	\$0	\$0	\$0	\$0	\$0	\$0	\$0	\$0
TOTAL SOURCES	\$5	\$0	\$0	\$0	\$10	\$0	\$0	\$16
USES OF FUNDS								
INTEREST PAYMENTS	\$0	\$0	\$0	\$0	\$0	\$0	\$0	\$0
PRINCIPAL PAYMENTS	\$0	\$0	\$0	\$0	\$0	\$0	\$0	\$0
PUBLIC FACILITIES	\$0	\$0	\$0	\$0	\$0	\$0	\$0	\$0
PROFESSIONAL SERVICES	\$0	(\$1,851)	\$0	\$0	\$0	\$0	\$0	(\$1,851)
MISCELLANEOUS	\$0	\$0	\$0	\$0	\$0	\$0	\$0	\$0
TOTAL USES	\$0	(\$1,851)	\$0	\$0	\$0	\$0	\$0	(\$1,851)
TRANSFERS	\$0	\$0	\$0	\$0	\$0	\$6,511	(\$6,511)	\$0
ENDING BALANCE	\$202,207	\$5,230	\$0	\$0	\$395,712	\$6,933	\$0	\$610,082

RESERVE REQUIREMENT = \$395,650.00 (based on Series 2013 OS)

COUNTY OF SAN BERNARDINO
IMPROVEMENT AREA NO. 2 OF COMMUNITY FACILITIES DISTRICT NO. 2006-1
(LYTLE CREEK NORTH)
SERIES 2013 SPECIAL TAX BONDS
July 2014

	SPECIAL TAX FUND	ADMIN EXPENSE FUND	INTEREST ACCOUNT	PRINCIPAL ACCOUNT	RESERVE FUND	COUNTY FACILITIES ACCOUNT	COST OF ISSUANCE ACCOUNT	TOTAL
BEGINNING BALANCE	\$202,207	\$5,230	\$0	\$0	\$395,712	\$6,933	\$0	\$610,082
SOURCES OF FUNDS								
BOND PROCEEDS	\$0	\$0	\$0	\$0	\$0	\$0	\$0	\$0
SPECIAL TAX RECEIPTS	\$2,345	\$0	\$0	\$0	\$0	\$0	\$0	\$2,345
INVESTMENT AGREEMENT EARNINGS	\$0	\$0	\$0	\$0	\$0	\$0	\$0	\$0
OTHER INVESTMENT EARNINGS	\$5	\$0	\$0	\$0	\$10	\$0	\$0	\$15
MISCELLANEOUS	\$0	\$0	\$0	\$0	\$0	\$0	\$0	\$0
TOTAL SOURCES	\$2,350	\$0	\$0	\$0	\$10	\$0	\$0	\$2,360
USES OF FUNDS								
INTEREST PAYMENTS	\$0	\$0	\$0	\$0	\$0	\$0	\$0	\$0
PRINCIPAL PAYMENTS	\$0	\$0	\$0	\$0	\$0	\$0	\$0	\$0
PUBLIC FACILITIES	\$0	\$0	\$0	\$0	\$0	\$0	\$0	\$0
PROFESSIONAL SERVICES	\$0	\$0	\$0	\$0	\$0	\$0	\$0	\$0
MISCELLANEOUS	\$0	\$0	\$0	\$0	\$0	\$0	\$0	\$0
TOTAL USES	\$0	\$0	\$0	\$0	\$0	\$0	\$0	\$0
TRANSFERS	\$0	\$0	\$0	\$0	\$0	\$0	\$0	\$0
ENDING BALANCE	\$204,557	\$5,230	\$0	\$0	\$395,722	\$6,933	\$0	\$612,442

RESERVE REQUIREMENT = \$395,650.00 (based on Series 2013 OS)

COUNTY OF SAN BERNARDINO
IMPROVEMENT AREA NO. 2 OF COMMUNITY FACILITIES DISTRICT NO. 2006-1
(LYTLE CREEK NORTH)
SERIES 2013 SPECIAL TAX BONDS
August 2014

	SPECIAL TAX FUND	ADMIN EXPENSE FUND	INTEREST ACCOUNT	PRINCIPAL ACCOUNT	RESERVE FUND	COUNTY FACILITIES ACCOUNT	COST OF ISSUANCE ACCOUNT	TOTAL
BEGINNING BALANCE	\$204,557	\$5,230	\$0	\$0	\$395,722	\$6,933	\$0	\$612,442
SOURCES OF FUNDS								
BOND PROCEEDS	\$0	\$0	\$0	\$0	\$0	\$0	\$0	\$0
SPECIAL TAX RECEIPTS	\$0	\$0	\$0	\$0	\$0	\$0	\$0	\$0
INVESTMENT AGREEMENT EARNINGS	\$0	\$0	\$0	\$0	\$0	\$0	\$0	\$0
OTHER INVESTMENT EARNINGS	\$5	\$0	\$0	\$0	\$10	\$0	\$0	\$16
MISCELLANEOUS	\$0	\$0	\$0	\$0	\$0	\$0	\$0	\$0
TOTAL SOURCES	\$5	\$0	\$0	\$0	\$10	\$0	\$0	\$16
USES OF FUNDS								
INTEREST PAYMENTS	\$0	\$0	\$0	\$0	\$0	\$0	\$0	\$0
PRINCIPAL PAYMENTS	\$0	\$0	\$0	\$0	\$0	\$0	\$0	\$0
PUBLIC FACILITIES	\$0	\$0	\$0	\$0	\$0	\$0	\$0	\$0
PROFESSIONAL SERVICES	\$0	\$0	\$0	\$0	\$0	\$0	\$0	\$0
MISCELLANEOUS	\$0	\$0	\$0	\$0	\$0	\$0	\$0	\$0
TOTAL USES	\$0	\$0	\$0	\$0	\$0	\$0	\$0	\$0
TRANSFERS	\$0	\$0	\$0	\$0	\$0	\$0	\$0	\$0
ENDING BALANCE	\$204,562	\$5,230	\$0	\$0	\$395,732	\$6,933	\$0	\$612,458

RESERVE REQUIREMENT = \$395,650.00 (based on Series 2013 OS)

**COUNTY OF SAN BERNARDINO
IMPROVEMENT AREA NO. 2 OF COMMUNITY FACILITIES DISTRICT NO. 2006-1
(LYTLE CREEK NORTH)
SERIES 2013 SPECIAL TAX BONDS
September 2014**

	SPECIAL TAX FUND	ADMIN EXPENSE FUND	INTEREST ACCOUNT	PRINCIPAL ACCOUNT	RESERVE FUND	COUNTY FACILITIES ACCOUNT	COST OF ISSUANCE ACCOUNT	TOTAL
BEGINNING BALANCE	\$204,562	\$5,230	\$0	\$0	\$395,732	\$6,933	\$0	\$612,458
SOURCES OF FUNDS								
BOND PROCEEDS	\$0	\$0	\$0	\$0	\$0	\$0	\$0	\$0
SPECIAL TAX RECEIPTS	\$0	\$0	\$0	\$0	\$0	\$0	\$0	\$0
INVESTMENT AGREEMENT EARNINGS	\$0	\$0	\$0	\$0	\$0	\$0	\$0	\$0
OTHER INVESTMENT EARNINGS	\$5	\$0	\$0	\$0	\$10	\$0	\$0	\$16
MISCELLANEOUS	\$0	\$0	\$0	\$0	\$0	\$0	\$0	\$0
TOTAL SOURCES	\$5	\$0	\$0	\$0	\$10	\$0	\$0	\$16
USES OF FUNDS								
INTEREST PAYMENTS	\$0	\$0	(\$143,306)	\$0	\$0	\$0	\$0	(\$143,306)
PRINCIPAL PAYMENTS	\$0	\$0	\$0	\$0	\$0	\$0	\$0	\$0
PUBLIC FACILITIES	\$0	\$0	\$0	\$0	\$0	\$0	\$0	\$0
PROFESSIONAL SERVICES	\$0	(\$495)	\$0	\$0	\$0	\$0	\$0	(\$495)
MISCELLANEOUS	\$0	\$0	\$0	\$0	\$0	\$0	\$0	\$0
TOTAL USES	\$0	(\$495)	(\$143,306)	\$0	\$0	\$0	\$0	(\$143,801)
TRANSFERS	(\$143,306)	\$0	\$143,306	\$0	\$0	\$0	\$0	\$0
ENDING BALANCE	\$61,261	\$4,735	\$0	\$0	\$395,742	\$6,934	\$0	\$468,672

RESERVE REQUIREMENT = \$395,650.00 (based on Series 2013 OS)

PRINTED: 13/05/15
09:27

PAGE:3

**COUNTY OF SAN BERNARDINO
IMPROVEMENT AREA NO. 2 OF COMMUNITY FACILITIES DISTRICT NO. 2006-1
(LYTTLE CREEK NORTH)
SERIES 2013 SPECIAL TAX BONDS
October 2014**

	SPECIAL TAX FUND	ADMIN EXPENSE FUND	INTEREST ACCOUNT	PRINCIPAL ACCOUNT	RESERVE FUND	COUNTY FACILITIES ACCOUNT	COST OF ISSUANCE ACCOUNT	TOTAL
BEGINNING BALANCE	\$61,261	\$4,735	\$0	\$0	\$395,742	\$6,934	\$0	\$468,672
SOURCES OF FUNDS								
BOND PROCEEDS	\$0	\$0	\$0	\$0	\$0	\$0	\$0	\$0
SPECIAL TAX RECEIPTS	\$0	\$0	\$0	\$0	\$0	\$0	\$0	\$0
INVESTMENT AGREEMENT EARNINGS	\$0	\$0	\$0	\$0	\$0	\$0	\$0	\$0
OTHER INVESTMENT EARNINGS	\$2	\$0	\$0	\$0	\$10	\$0	\$0	\$12
MISCELLANEOUS	\$0	\$0	\$0	\$0	\$0	\$0	\$0	\$0
TOTAL SOURCES	\$2	\$0	\$0	\$0	\$10	\$0	\$0	\$12
USES OF FUNDS								
INTEREST PAYMENTS	\$0	\$0	\$0	\$0	\$0	\$0	\$0	\$0
PRINCIPAL PAYMENTS	\$0	\$0	\$0	\$0	\$0	\$0	\$0	\$0
PUBLIC FACILITIES	\$0	\$0	\$0	\$0	\$0	\$0	\$0	\$0
PROFESSIONAL SERVICES	\$0	(\$3,251)	\$0	\$0	\$0	\$0	\$0	(\$3,251)
MISCELLANEOUS	\$0	\$0	\$0	\$0	\$0	\$0	\$0	\$0
TOTAL USES	\$0	(\$3,251)	\$0	\$0	\$0	\$0	\$0	(\$3,251)
TRANSFERS	(\$61,261)	\$30,000	\$0	\$0	\$0	\$31,261	\$0	\$0
ENDING BALANCE	\$2	\$31,485	\$0	\$0	\$395,752	\$38,195	\$0	\$465,433

RESERVE REQUIREMENT = \$395,650.00 (based on Series 2013 OS)

COUNTY OF SAN BERNARDINO
IMPROVEMENT AREA NO. 2 OF COMMUNITY FACILITIES DISTRICT NO. 2006-1
(LYTLE CREEK NORTH)
SERIES 2013 SPECIAL TAX BONDS
November 2014

	SPECIAL TAX FUND	ADMIN EXPENSE FUND	INTEREST ACCOUNT	PRINCIPAL ACCOUNT	RESERVE FUND	COUNTY FACILITIES ACCOUNT	COST OF ISSUANCE ACCOUNT	TOTAL
BEGINNING BALANCE	\$2	\$31,485	\$0	\$0	\$395,752	\$38,195	\$0	\$465,433
SOURCES OF FUNDS								
BOND PROCEEDS	\$0	\$0	\$0	\$0	\$0	\$0	\$0	\$0
SPECIAL TAX RECEIPTS	\$9,478	\$0	\$0	\$0	\$0	\$0	\$0	\$9,478
INVESTMENT AGREEMENT EARNINGS	\$0	\$0	\$0	\$0	\$0	\$0	\$0	\$0
OTHER INVESTMENT EARNINGS	\$1	\$0	\$0	\$0	\$10	\$0	\$0	\$12
MISCELLANEOUS	\$0	\$0	\$0	\$0	\$0	\$0	\$0	\$0
TOTAL SOURCES	\$9,479	\$0	\$0	\$0	\$10	\$0	\$0	\$9,490
USES OF FUNDS								
INTEREST PAYMENTS	\$0	\$0	\$0	\$0	\$0	\$0	\$0	\$0
PRINCIPAL PAYMENTS	\$0	\$0	\$0	\$0	\$0	\$0	\$0	\$0
PUBLIC FACILITIES	\$0	\$0	\$0	\$0	\$0	\$0	\$0	\$0
PROFESSIONAL SERVICES	\$0	(\$499)	\$0	\$0	\$0	\$0	\$0	(\$499)
MISCELLANEOUS	\$0	\$0	\$0	\$0	\$0	\$0	\$0	\$0
TOTAL USES	\$0	(\$499)	\$0	\$0	\$0	\$0	\$0	(\$499)
TRANSFERS	\$0	\$0	\$0	\$0	\$0	\$0	\$0	\$0
ENDING BALANCE	\$9,480	\$30,986	\$0	\$0	\$395,762	\$38,195	\$0	\$474,424

RESERVE REQUIREMENT = \$395,650.00 (based on Series 2013 OS)

COUNTY OF SAN BERNARDINO
IMPROVEMENT AREA NO. 2 OF COMMUNITY FACILITIES DISTRICT NO. 2006-1
(LYTLE CREEK NORTH)
SERIES 2013 SPECIAL TAX BONDS
December 2014

	SPECIAL TAX FUND	ADMIN EXPENSE FUND	INTEREST ACCOUNT	PRINCIPAL ACCOUNT	RESERVE FUND	COUNTY FACILITIES ACCOUNT	COST OF ISSUANCE ACCOUNT	TOTAL
BEGINNING BALANCE	\$9,480	\$30,986	\$0	\$0	\$395,762	\$38,195	\$0	\$474,424
SOURCES OF FUNDS								
BOND PROCEEDS	\$0	\$0	\$0	\$0	\$0	\$0	\$0	\$0
SPECIAL TAX RECEIPTS	\$210,931	\$0	\$0	\$0	\$0	\$0	\$0	\$210,931
INVESTMENT AGREEMENT EARNINGS	\$0	\$0	\$0	\$0	\$0	\$0	\$0	\$0
OTHER INVESTMENT EARNINGS	\$0	\$1	\$0	\$0	\$10	\$1	\$0	\$12
MISCELLANEOUS	\$0	\$0	\$0	\$0	\$0	\$0	\$0	\$0
TOTAL SOURCES	\$210,931	\$1	\$0	\$0	\$10	\$1	\$0	\$210,943
USES OF FUNDS								
INTEREST PAYMENTS	\$0	\$0	\$0	\$0	\$0	\$0	\$0	\$0
PRINCIPAL PAYMENTS	\$0	\$0	\$0	\$0	\$0	\$0	\$0	\$0
PUBLIC FACILITIES	\$0	\$0	\$0	\$0	\$0	\$0	\$0	\$0
PROFESSIONAL SERVICES	\$0	\$0	\$0	\$0	\$0	\$0	\$0	\$0
MISCELLANEOUS	\$0	\$0	\$0	\$0	\$0	\$0	\$0	\$0
TOTAL USES	\$0	\$0	\$0	\$0	\$0	\$0	\$0	\$0
TRANSFERS	\$0	\$0	\$0	\$0	\$0	\$0	\$0	\$0
ENDING BALANCE	\$220,412	\$30,987	\$0	\$0	\$395,772	\$38,196	\$0	\$685,367

RESERVE REQUIREMENT = \$395,650.00 (based on Series 2013 OS)

COUNTY OF SAN BERNARDINO
IMPROVEMENT AREA NO. 2 OF COMMUNITY FACILITIES DISTRICT NO. 2006-1
(LYTLE CREEK NORTH)
SERIES 2013 SPECIAL TAX BONDS
January 2015

	SPECIAL TAX FUND	ADMIN EXPENSE FUND	INTEREST ACCOUNT	PRINCIPAL ACCOUNT	RESERVE FUND	COUNTY FACILITIES ACCOUNT	COST OF ISSUANCE ACCOUNT	TOTAL
BEGINNING BALANCE	\$220,412	\$30,987	\$0	\$0	\$395,772	\$38,196	\$0	\$685,367
SOURCES OF FUNDS								
BOND PROCEEDS	\$0	\$0	\$0	\$0	\$0	\$0	\$0	\$0
SPECIAL TAX RECEIPTS	\$2,409	\$0	\$0	\$0	\$0	\$0	\$0	\$2,409
INVESTMENT AGREEMENT EARNINGS	\$0	\$0	\$0	\$0	\$0	\$0	\$0	\$0
OTHER INVESTMENT EARNINGS	\$2	\$1	\$0	\$0	\$7	\$1	\$0	\$10
MISCELLANEOUS	\$0	\$0	\$0	\$0	\$0	\$0	\$0	\$0
TOTAL SOURCES	\$2,410	\$1	\$0	\$0	\$7	\$1	\$0	\$2,418
USES OF FUNDS								
INTEREST PAYMENTS	\$0	\$0	\$0	\$0	\$0	\$0	\$0	\$0
PRINCIPAL PAYMENTS	\$0	\$0	\$0	\$0	\$0	\$0	\$0	\$0
PUBLIC FACILITIES	\$0	\$0	\$0	\$0	\$0	\$0	\$0	\$0
PROFESSIONAL SERVICES	\$0	(\$350)	\$0	\$0	\$0	\$0	\$0	(\$350)
MISCELLANEOUS	\$0	\$0	\$0	\$0	\$0	\$0	\$0	\$0
TOTAL USES	\$0	(\$350)	\$0	\$0	\$0	\$0	\$0	(\$350)
TRANSFERS	\$0	\$0	\$0	\$0	\$0	\$0	\$0	\$0
ENDING BALANCE	\$222,822	\$30,638	\$0	\$0	\$395,779	\$38,197	\$0	\$687,436

RESERVE REQUIREMENT = \$395,650.00 (based on Series 2013 OS)

COUNTY OF SAN BERNARDINO
IMPROVEMENT AREA NO. 2 OF COMMUNITY FACILITIES DISTRICT NO. 2006-1
(LYTLE CREEK NORTH)
SERIES 2013 SPECIAL TAX BONDS
February 2015

	SPECIAL TAX FUND	ADMIN EXPENSE FUND	INTEREST ACCOUNT	PRINCIPAL ACCOUNT	RESERVE FUND	COUNTY FACILITIES ACCOUNT	COST OF ISSUANCE ACCOUNT	TOTAL
BEGINNING BALANCE	\$222,822	\$30,638	\$0	\$0	\$395,779	\$38,197	\$0	\$687,436
SOURCES OF FUNDS								
BOND PROCEEDS	\$0	\$0	\$0	\$0	\$0	\$0	\$0	\$0
SPECIAL TAX RECEIPTS	\$0	\$0	\$0	\$0	\$0	\$0	\$0	\$0
INVESTMENT AGREEMENT EARNINGS	\$0	\$0	\$0	\$0	\$0	\$0	\$0	\$0
OTHER INVESTMENT EARNINGS	\$1,878	\$1	\$0	\$0	\$7	\$1	\$0	\$1,886
MISCELLANEOUS	\$0	\$0	\$0	\$0	\$0	\$0	\$0	\$0
TOTAL SOURCES	\$1,878	\$1	\$0	\$0	\$7	\$1	\$0	\$1,886
USES OF FUNDS								
INTEREST PAYMENTS	\$0	\$0	\$0	\$0	\$0	\$0	\$0	\$0
PRINCIPAL PAYMENTS	\$0	\$0	\$0	\$0	\$0	\$0	\$0	\$0
PUBLIC FACILITIES	\$0	\$0	\$0	\$0	\$0	\$0	\$0	\$0
PROFESSIONAL SERVICES	\$0	(\$218)	\$0	\$0	\$0	\$0	\$0	(\$218)
MISCELLANEOUS	\$0	\$0	\$0	\$0	\$0	\$0	\$0	\$0
TOTAL USES	\$0	(\$218)	\$0	\$0	\$0	\$0	\$0	(\$218)
TRANSFERS	(\$143,306)	\$0	\$143,306	\$0	\$0	\$0	\$0	\$0
ENDING BALANCE	\$81,394	\$30,421	\$143,306	\$0	\$395,785	\$38,197	\$0	\$689,104

RESERVE REQUIREMENT = \$395,650.00 (based on Series 2013 OS)

**COUNTY OF SAN BERNARDINO
IMPROVEMENT AREA NO. 2 OF COMMUNITY FACILITIES DISTRICT NO. 2006-1
(LYTLE CREEK NORTH)
SERIES 2013 SPECIAL TAX BONDS
March 2015**

	SPECIAL TAX FUND	ADMIN EXPENSE FUND	INTEREST ACCOUNT	PRINCIPAL ACCOUNT	RESERVE FUND	COUNTY FACILITIES ACCOUNT	COST OF ISSUANCE ACCOUNT	TOTAL
BEGINNING BALANCE	\$81,394	\$30,421	\$143,306	\$0	\$395,785	\$38,197	\$0	\$689,104
SOURCES OF FUNDS								
BOND PROCEEDS	\$0	\$0	\$0	\$0	\$0	\$0	\$0	\$0
SPECIAL TAX RECEIPTS	\$5,704	\$0	\$0	\$0	\$0	\$0	\$0	\$5,704
INVESTMENT AGREEMENT EARNINGS	\$0	\$0	\$0	\$0	\$0	\$0	\$0	\$0
OTHER INVESTMENT EARNINGS	\$3	\$0	\$0	\$0	\$6	\$1	\$0	\$11
MISCELLANEOUS	\$0	\$0	\$0	\$0	\$0	\$0	\$0	\$0
TOTAL SOURCES	\$5,708	\$0	\$0	\$0	\$6	\$1	\$0	\$5,715
USES OF FUNDS								
INTEREST PAYMENTS	\$0	\$0	(\$143,306)	\$0	\$0	\$0	\$0	(\$143,306)
PRINCIPAL PAYMENTS	\$0	\$0	\$0	\$0	\$0	\$0	\$0	\$0
PUBLIC FACILITIES	\$0	\$0	\$0	\$0	\$0	\$0	\$0	\$0
PROFESSIONAL SERVICES	\$0	(\$1,498)	\$0	\$0	\$0	\$0	\$0	(\$1,498)
MISCELLANEOUS	\$0	\$0	\$0	\$0	\$0	\$0	\$0	\$0
TOTAL USES	\$0	(\$1,498)	(\$143,306)	\$0	\$0	\$0	\$0	(\$144,804)
TRANSFERS	\$0	\$0	\$0	\$0	\$0	\$0	\$0	\$0
ENDING BALANCE	\$87,102	\$28,924	\$0	\$0	\$395,791	\$38,198	\$0	\$550,015

RESERVE REQUIREMENT = \$395,650.00 (based on Series 2013 OS)

**COUNTY OF SAN BERNARDINO
IMPROVEMENT AREA NO. 2 OF COMMUNITY FACILITIES DISTRICT NO. 2006-1
(LYTTLE CREEK NORTH)
SERIES 2013 SPECIAL TAX BONDS
April 2015**

	SPECIAL TAX FUND	ADMIN EXPENSE FUND	INTEREST ACCOUNT	PRINCIPAL ACCOUNT	RESERVE FUND	COUNTY FACILITIES ACCOUNT	COST OF ISSUANCE ACCOUNT	TOTAL
BEGINNING BALANCE	\$87,102	\$28,924	\$0	\$0	\$395,791	\$38,198	\$0	\$550,015
SOURCES OF FUNDS								
BOND PROCEEDS	\$0	\$0	\$0	\$0	\$0	\$0	\$0	\$0
SPECIAL TAX RECEIPTS	\$196,435	\$0	\$0	\$0	\$0	\$0	\$0	\$196,435
INVESTMENT AGREEMENT EARNINGS	\$0	\$0	\$0	\$0	\$0	\$0	\$0	\$0
OTHER INVESTMENT EARNINGS	\$1	\$1	\$0	\$0	\$7	\$1	\$0	\$9
MISCELLANEOUS	\$0	\$0	\$0	\$0	\$0	\$0	\$0	\$0
TOTAL SOURCES	\$196,437	\$1	\$0	\$0	\$7	\$1	\$0	\$196,445
USES OF FUNDS								
INTEREST PAYMENTS	\$0	\$0	\$0	\$0	\$0	\$0	\$0	\$0
PRINCIPAL PAYMENTS	\$0	\$0	\$0	\$0	\$0	\$0	\$0	\$0
PUBLIC FACILITIES	\$0	\$0	\$0	\$0	\$0	\$0	\$0	\$0
PROFESSIONAL SERVICES	\$0	\$0	\$0	\$0	\$0	\$0	\$0	\$0
MISCELLANEOUS	\$0	\$0	\$0	\$0	\$0	\$0	\$0	\$0
TOTAL USES	\$0	\$0	\$0	\$0	\$0	\$0	\$0	\$0
TRANSFERS	\$0	\$0	\$0	\$0	\$0	\$0	\$0	\$0
ENDING BALANCE	\$283,539	\$28,924	\$0	\$0	\$395,798	\$38,199	\$0	\$746,460

RESERVE REQUIREMENT = \$395,650.00 (based on Series 2013 OS)

EXHIBIT C

*County of San Bernardino
Improvement Area No. 2 of
Community Facilities District No. 2006-1*

*Special Tax Roll
Fiscal Year 2015-2016*

Exhibit B**County of San Bernardino IA No. 2 of CFD No. 2006-1
FY 2015-2016 Special Tax Levy**

<u>Assessor's Parcel Number</u>	<u>FY 2015-16 Special Tax</u>
0239-202-01	\$1,874.24
0239-202-02	\$1,766.70
0239-202-03	\$1,825.53
0239-202-04	\$1,825.53
0239-202-05	\$1,766.70
0239-202-06	\$1,979.03
0239-202-07	\$1,660.07
0239-202-08	\$1,979.03
0239-202-09	\$1,874.24
0239-202-10	\$1,766.70
0239-202-11	\$1,874.24
0239-202-12	\$1,825.53
0239-202-13	\$1,660.07
0239-202-14	\$1,766.70
0239-202-15	\$1,874.24
0239-202-16	\$1,825.53
0239-202-17	\$1,660.07
0239-202-18	\$1,825.53
0239-202-19	\$1,766.70
0239-202-20	\$1,660.07
0239-202-21	\$1,766.70
0239-202-22	\$1,825.53
0239-202-23	\$1,766.70
0239-202-24	\$1,660.07
0239-202-25	\$1,825.53
0239-202-26	\$1,874.24
0239-202-27	\$1,766.70
0239-202-28	\$1,825.53
0239-202-29	\$1,766.70
0239-202-30	\$1,979.03
0239-202-31	\$1,766.70
0239-202-32	\$1,979.03
0239-202-33	\$1,660.07
0239-202-34	\$1,874.24
0239-202-35	\$1,979.03
0239-202-36	\$1,825.53
0239-202-37	\$1,979.03
0239-202-38	\$1,766.70
0239-202-39	\$1,979.03
0239-202-40	\$1,874.24
0239-202-41	\$1,766.70
0239-202-42	\$1,979.03
0239-202-43	\$1,825.53
0239-202-44	\$1,766.70
0239-202-45	\$1,979.03

Exhibit B**County of San Bernardino IA No. 2 of CFD No. 2006-1
FY 2015-2016 Special Tax Levy**

<u>Assessor's Parcel Number</u>	<u>FY 2015-16 Special Tax</u>
0239-212-01	\$1,766.70
0239-212-02	\$1,825.53
0239-212-03	\$1,979.03
0239-212-04	\$1,766.70
0239-212-05	\$1,979.03
0239-212-06	\$1,766.70
0239-212-07	\$1,874.24
0239-212-08	\$1,825.53
0239-212-09	\$1,979.03
0239-212-10	\$1,766.70
0239-212-11	\$1,874.24
0239-212-12	\$1,825.53
0239-212-13	\$1,979.03
0239-212-14	\$1,561.72
0239-212-15	\$1,979.03
0239-212-16	\$1,825.53
0239-212-17	\$1,979.03
0239-212-18	\$1,825.53
0239-212-19	\$1,979.03
0239-212-20	\$1,825.53
0239-212-21	\$1,561.72
0239-212-22	\$1,979.03
0239-212-23	\$1,825.53
0239-212-24	\$1,766.70
0239-212-25	\$1,561.72
0239-212-26	\$1,874.24
0239-212-27	\$1,979.03
0239-212-28	\$1,766.70
0239-212-29	\$1,979.03
0239-212-30	\$1,766.70
0239-212-31	\$1,874.24
0239-212-32	\$1,766.70
0239-212-33	\$1,979.03
0239-212-34	\$1,766.70
0239-212-35	\$1,825.53
0239-212-36	\$1,874.24
0239-212-37	\$1,979.03
0239-212-38	\$1,766.70
0239-212-39	\$1,874.24
0239-212-40	\$1,766.70
0239-212-41	\$1,979.03
0239-212-42	\$1,874.24
0239-212-43	\$1,766.70
0239-212-44	\$1,979.03
0239-212-45	\$1,766.70
0239-212-46	\$1,979.03

Exhibit B**County of San Bernardino IA No. 2 of CFD No. 2006-1
FY 2015-2016 Special Tax Levy**

<u>Assessor's Parcel Number</u>	<u>FY 2015-16 Special Tax</u>
0239-212-47	\$1,766.70
0239-212-48	\$1,825.53
0239-212-49	\$1,766.70
0239-212-50	\$1,979.03
0239-212-51	\$1,979.03
0239-212-52	\$1,825.53
0239-212-53	\$1,766.70
0239-212-54	\$1,874.24
0239-212-55	\$1,979.03
0239-212-56	\$1,766.70
0239-222-01	\$1,496.45
0239-222-02	\$1,660.07
0239-222-03	\$1,496.45
0239-222-04	\$1,766.70
0239-222-05	\$1,660.07
0239-222-06	\$1,766.70
0239-222-07	\$1,496.45
0239-222-08	\$1,660.07
0239-222-09	\$1,766.70
0239-222-10	\$1,496.45
0239-222-11	\$1,660.07
0239-222-12	\$1,766.70
0239-222-13	\$1,496.45
0239-222-14	\$1,660.07
0239-222-15	\$1,496.45
0239-222-16	\$1,660.07
0239-222-17	\$1,766.70
0239-222-18	\$1,660.07
0239-222-19	\$1,496.45
0239-222-20	\$1,766.70
0239-222-21	\$1,660.07
0239-222-22	\$1,496.45
0239-222-23	\$1,766.70
0239-222-24	\$1,660.07
0239-222-25	\$1,766.70
0239-222-26	\$1,496.45
0239-222-27	\$1,766.70
0239-222-28	\$1,660.07
0239-222-29	\$1,766.70
0239-222-30	\$1,496.45
0239-222-31	\$1,496.45
0239-222-32	\$1,496.45
0239-222-33	\$1,660.07
0239-222-34	\$1,766.70
0239-222-35	\$1,496.45
0239-222-36	\$1,660.07

Exhibit B**County of San Bernardino IA No. 2 of CFD No. 2006-1
FY 2015-2016 Special Tax Levy**

<u>Assessor's Parcel Number</u>	<u>FY 2015-16 Special Tax</u>
0239-222-37	\$1,766.70
0239-222-38	\$1,496.45
0239-222-39	\$1,660.07
0239-222-40	\$1,766.70
0239-222-41	\$1,496.45
0239-222-42	\$1,766.70
0239-222-43	\$1,660.07
0239-222-44	\$1,496.45
0239-222-45	\$1,766.70
0239-222-46	\$1,660.07
0239-222-47	\$1,496.45
0239-222-48	\$1,660.07
0239-222-49	\$1,766.70
0239-222-50	\$1,660.07
0239-222-51	\$1,496.45
0239-222-52	\$1,660.07
0239-222-53	\$1,496.45
0239-222-54	\$1,660.07
0239-222-55	\$1,496.45
0239-222-56	\$1,766.70
0239-222-57	\$1,660.07
0239-222-58	\$1,496.45
0239-222-59	\$1,766.70
0239-222-60	\$1,660.07
0239-222-61	\$1,496.45
0239-222-62	\$1,766.70
0239-222-63	\$1,496.45
0239-222-64	\$1,660.07
0239-222-65	\$1,496.45
0239-222-66	\$1,766.70
0239-222-67	\$1,660.07
0239-222-68	\$1,766.70
0239-222-69	\$1,660.07
0239-222-70	\$1,496.45
0239-222-71	\$1,496.45
0239-222-72	\$1,766.70
0239-222-73	\$1,660.07
0239-222-74	\$1,766.70
0239-222-75	\$1,660.07
0239-222-76	\$1,766.70
0239-222-77	\$1,660.07
0239-222-78	\$1,496.45
0239-222-79	\$1,660.07
0239-222-80	\$1,766.70
0239-222-81	\$1,496.45
0239-222-82	\$1,660.07

Exhibit B**County of San Bernardino IA No. 2 of CFD No. 2006-1
FY 2015-2016 Special Tax Levy**

<u>Assessor's Parcel Number</u>	<u>FY 2015-16 Special Tax</u>
0239-222-83	\$1,766.70
0239-222-84	\$1,660.07
0239-222-85	\$1,496.45
0239-222-86	\$1,660.07
0239-222-87	\$1,660.07
0239-902-01	\$1,462.44
0239-902-02	\$1,383.39
0239-902-03	\$1,383.39
0239-902-04	\$1,462.44
0239-902-05	\$1,383.39
0239-902-06	\$1,383.39
0239-902-07	\$1,383.39
0239-902-08	\$1,462.44
0239-902-09	\$1,317.21
0239-902-10	\$1,383.39
0239-902-11	\$1,462.44
0239-902-12	\$1,317.21
0239-902-13	\$1,383.39
0239-902-14	\$1,462.44
0239-902-15	\$1,317.21
0239-902-16	\$1,462.44
0239-902-17	\$1,462.44
0239-902-18	\$1,383.39
0239-902-19	\$1,462.44
0239-902-20	\$1,317.21
0239-902-21	\$1,383.39
0239-902-22	\$1,462.44
0239-902-23	\$1,317.21
0239-902-24	\$1,383.39
0239-902-25	\$1,462.44
0239-902-26	\$1,317.21
0239-902-27	\$1,317.21
0239-902-28	\$1,462.44
0239-902-29	\$1,317.21
0239-902-30	\$1,462.44
0239-902-31	\$1,462.44
0239-902-32	\$1,383.39
0239-902-33	\$1,561.72
0239-902-34	\$1,383.39
0239-902-35	\$1,561.72
0239-902-36	\$1,383.39
0239-902-37	\$1,462.44
0239-902-38	\$1,383.39
0239-902-39	\$1,660.07
0239-902-40	\$1,462.44
0239-902-41	\$1,383.39

Exhibit B**County of San Bernardino IA No. 2 of CFD No. 2006-1
FY 2015-2016 Special Tax Levy**

<u>Assessor's Parcel Number</u>	<u>FY 2015-16 Special Tax</u>
0239-902-42	\$1,383.39
0239-902-43	\$1,462.44
0239-902-44	\$1,383.39
0239-902-45	\$1,462.44
0239-902-46	\$1,317.21
0239-902-47	\$1,383.39
0239-902-48	\$1,462.44
0239-902-49	\$1,660.07
0239-902-50	\$1,462.44
0239-902-51	\$1,383.39
0239-902-52	\$1,660.07
0239-902-53	\$1,383.39
0239-902-54	\$1,462.44
0239-902-55	\$1,462.44
0239-902-56	\$1,383.39
0239-902-57	\$1,462.44
0239-902-58	\$1,317.21
0239-902-59	\$1,462.44
0239-902-60	\$1,383.39
0239-902-61	\$1,462.44
0239-902-62	\$1,462.44
0239-902-63	\$1,383.39
0239-902-64	\$1,462.44
0239-902-65	\$1,383.39
0239-902-66	\$1,462.44
0239-902-67	\$1,317.21
0239-902-68	\$1,462.44
0239-902-69	\$1,383.39
0239-902-70	\$1,462.44
Total FY 2015-16 Special Tax Levy	\$427,746.55
Total Number of Parcels Taxed	258